

MERVAL - RENDIMIENTOS

Empresa	Ticker	Variación Semanal			Variación Mensual (MTD)		Variación 2021	
		21/1/2022	14/1/2022	%	30/12/2021	%	30/12/2021	%
Aluar	ALUA	\$ 89.90	\$ 90.90	● -1.10%	\$ 93.00	● -3.33%	\$ 93.00	● -3.33%
Bbva	BBAR	\$ 219.60	\$ 223.50	● -1.74%	\$ 224.30	● -2.10%	\$ 224.30	● -2.10%
Banco Macro	BMA	\$ 298.20	\$ 305.20	● -2.29%	\$ 287.60	● 3.69%	\$ 287.60	● 3.69%
Bolsa y Mercados Argentinos	BYMA	\$ 1,064.50	\$ 1,069.00	● -0.42%	\$ 1,040.00	● 2.36%	\$ 1,040.00	● 2.36%
Central Puerto Sa	CEPU	\$ 65.70	\$ 70.80	● -7.20%	\$ 64.60	● 1.70%	\$ 64.60	● 1.70%
Sociedad Comercial del Plata	COME	\$ 6.24	\$ 6.44	● -3.11%	\$ 6.41	● -2.65%	\$ 6.41	● -2.65%
Cresud	CRES	\$ 106.25	\$ 101.75	● 4.42%	\$ 98.35	● 8.03%	\$ 98.35	● 8.03%
Cablevisión Holging	CVH	\$ 542.50	\$ 550.00	● -1.36%	\$ 600.50	● -9.66%	\$ 600.50	● -9.66%
Edenor	EDN	\$ 53.30	\$ 52.60	● 1.33%	\$ 57.05	● -6.57%	\$ 57.05	● -6.57%
Grupo Financiero Galicia	GGAL	\$ 189.40	\$ 197.70	● -4.20%	\$ 195.35	● -3.05%	\$ 195.35	● -3.05%
Holcim	HARG	\$ 165.50	\$ 169.50	● -2.36%	\$ 171.25	● -3.36%	\$ 171.25	● -3.36%
Loma Negra	LOMA	\$ 260.95	\$ 268.40	● -2.78%	\$ 272.20	● -4.13%	\$ 272.20	● -4.13%
Mirgor	MIRG	\$ 3,469.50	\$ 3,609.00	● -3.87%	\$ 3,882.50	● -10.64%	\$ 3,882.50	● -10.64%
Pampa Energía	PAMP	\$ 166.25	\$ 161.45	● 2.97%	\$ 166.20	● 0.03%	\$ 166.20	● 0.03%
Laboratorio Richmond	RICH	\$ 229.00	\$ 229.00	● 0.00%	\$ 222.00	● 3.15%	\$ 222.00	● 3.15%
Grupo Supervielle	SUPV	\$ 78.00	\$ 80.60	● -3.23%	\$ 81.50	● -4.29%	\$ 81.50	● -4.29%
Telecom Argentina	TECO2	\$ 220.20	\$ 211.35	● 4.19%	\$ 202.30	● 8.85%	\$ 202.30	● 8.85%
Transportadora de Gas del Norte	TGNO4	\$ 82.70	\$ 88.80	● -6.87%	\$ 94.00	● -12.02%	\$ 94.00	● -12.02%
Transportadora de Gas del Sur	TGSU2	\$ 195.95	\$ 198.00	● -1.04%	\$ 181.10	● 8.20%	\$ 181.10	● 8.20%
Transener	TRAN	\$ 49.15	\$ 52.80	● -6.91%	\$ 54.10	● -9.15%	\$ 54.10	● -9.15%
Ternium Argentina	TXAR	\$ 124.00	\$ 126.00	● -1.59%	\$ 124.75	● -0.60%	\$ 124.75	● -0.60%
Banco Valores	VALO	\$ 25.15	\$ 26.20	● -4.01%	\$ 26.50	● -5.09%	\$ 26.50	● -5.09%
YPF	YPFD	\$ 851.65	\$ 897.40	● -5.10%	\$ 778.45	● 9.40%	\$ 778.45	● 9.40%

Las que más subieron

Semana		Mes		Año	
CRES	● 4.42%	YPFD	● 9.40%	YPFD	● 9.40%
TECO2	● 4.19%	TECO2	● 8.85%	TECO2	● 8.85%
PAMP	● 2.97%	TGSU2	● 8.20%	TGSU2	● 8.20%

Las que más bajaron

Semana		Mes		Año	
CEPU	● -7.20%	TGNO4	● -12.02%	TGNO4	● -12.02%
TRAN	● -6.91%	MIRG	● -10.64%	MIRG	● -10.64%
TGNO4	● -6.87%	CVH	● -9.66%	CVH	● -9.66%
















CEDEARS - RENDIMIENTOS









Empresa	Ticker	Variación Semanal			Variación Mensual		Variación 2021	
		21/1/2022	14/1/2022	%	30/12/2021	%	30/12/2021	%
APPLE INC.	AAPL	\$ 3,655.00	\$ 3,594.50	1.68%	\$ 3,627.00	0.77%	\$ 3,627.00	0.77%
ADVANCED MICRO DEVICES, INC.	AMD	\$ 53,980.00	\$ 57,022.00	-5.33%	\$ 60,100.00	-10.18%	\$ 60,100.00	-10.18%
AMAZON.COM, INC.	AMZN	\$ 4,497.00	\$ 4,667.00	-3.64%	\$ 4,762.50	-5.57%	\$ 4,762.50	-5.57%
ALIBABA	BABA	\$ 3,073.00	\$ 3,030.50	1.40%	\$ 2,776.00	10.70%	\$ 2,776.00	10.70%
BANCO BRADESCO S.A.	BBD	\$ 851.50	\$ 782.50	8.82%	\$ 691.50	23.14%	\$ 691.50	23.14%
BAIDU, INC.	BIDU	\$ 3,201.50	\$ 2,897.00	10.51%	\$ 2,795.00	14.54%	\$ 2,795.00	14.54%
BERKSHIRE HATHAWAY INC	BRKB	\$ 3,112.50	\$ 3,078.00	1.12%	\$ 2,762.00	12.69%	\$ 2,762.00	12.69%
DESPEGAR.COM, CORP.	DESP	\$ 2,104.00	\$ 2,054.00	2.43%	\$ 2,000.00	5.20%	\$ 2,000.00	5.20%
DJIA (ETF) (*)	DIA	\$ 3,857.50	\$ 3,750.50	2.85%	\$ 3,750.50	2.85%	\$ 3,750.50	2.85%
THE WALT DISNEY CO.	DISN	\$ 7,715.50	\$ 7,865.50	-1.91%	\$ 7,918.50	-2.56%	\$ 7,918.50	-2.56%
EMBRAER	ERJ	\$ 3,410.00	\$ 3,307.00	3.11%	\$ 3,619.50	-5.79%	\$ 3,619.50	-5.79%
FACEBOOK, INC.	FB	\$ 8,589.00	\$ 8,639.50	-0.58%	\$ 8,748.00	-1.82%	\$ 8,748.00	-1.82%
GLOBANT S.A.	GLNT	\$ 8,501.00	\$ 8,614.00	-1.31%	\$ 10,686.00	-20.45%	\$ 10,686.00	-20.45%
BARRICK GOLD CORP	GOLD	\$ 4,319.50	\$ 3,892.00	10.98%	\$ 3,787.00	14.06%	\$ 3,787.00	14.06%
ALPHABET INC.	GOOGL	\$ 10,214.50	\$ 10,049.50	1.64%	\$ 10,218.00	-0.03%	\$ 10,218.00	-0.03%
HARMONY GOLD	HMY	\$ 912.00	\$ 775.50	17.60%	\$ 813.00	12.18%	\$ 813.00	12.18%
INTEL CORPORATION	INTC	\$ 2,335.50	\$ 2,314.50	0.91%	\$ 2,100.00	11.21%	\$ 2,100.00	11.21%
JOHNSON & JOHNSON	JNJ	\$ 7,363.50	\$ 7,011.00	5.03%	\$ 6,983.50	5.44%	\$ 6,983.50	5.44%
J.P. MORGAN & CHASE CO.	JPM	\$ 6,507.00	\$ 6,588.50	-1.24%	\$ 6,444.00	0.98%	\$ 6,444.00	0.98%
COCA-COLA CO.	KO	\$ 2,721.50	\$ 2,551.50	6.66%	\$ 2,384.50	14.13%	\$ 2,384.50	14.13%
MERCADOLIBRE INC.	MELI	\$ 3,957.00	\$ 3,916.50	1.03%	\$ 4,562.50	-13.27%	\$ 4,562.50	-13.27%
MICROSOFT CORP	MSFT	\$ 6,719.00	\$ 6,444.50	4.26%	\$ 6,884.50	-2.40%	\$ 6,884.50	-2.40%
NVIDIA CORPORATION	NVDA	\$ 2,215.50	\$ 2,328.00	-4.83%	\$ 2,517.50	-12.00%	\$ 2,517.50	-12.00%
PFIZER INC.	PFE	\$ 5,907.00	\$ 5,738.50	2.94%	\$ 5,894.50	0.21%	\$ 5,894.50	0.21%
PROCTER & GAMBLE	PG	\$ 7,308.50	\$ 6,674.50	9.50%	\$ 6,604.50	10.66%	\$ 6,604.50	10.66%
NASDAQ 100 (ETF) (*)	QQQ	\$ 3,991.00	\$ 3,939.00	1.32%	\$ 3,939.00	1.32%	\$ 3,939.00	1.32%
SHOPIFY INC	SHOP	\$ 1,874.50	\$ 2,095.50	-10.55%	\$ 2,667.50	-29.73%	\$ 2,667.50	-29.73%
S&P 500 (ETF) (*)	SPY	\$ 4,931.00	\$ 4,855.00	1.57%	\$ 4,855.00	1.57%	\$ 4,855.00	1.57%
AT & T INC.	T	\$ 1,975.50	\$ 1,874.00	5.42%	\$ 1,674.00	18.01%	\$ 1,674.00	18.01%
TESLA, INC.	TSLA	\$ 14,274.50	\$ 14,456.50	-1.26%	\$ 14,527.00	-1.74%	\$ 14,527.00	-1.74%
TAIWAN SEMICONDUCTOR MAN.	TSM	\$ 85,000.00	\$ 87,997.50	-3.41%	\$ 73,201.50	16.12%	\$ 73,201.50	16.12%
TERNIUM S.A.	TXR	\$ 4,819.50	\$ 4,856.00	-0.75%	\$ 4,330.00	11.30%	\$ 4,330.00	11.30%
VISA INC	V	\$ 7,741.00	\$ 7,471.50	3.61%	\$ 7,349.00	5.33%	\$ 7,349.00	5.33%
VALE S.A.	VALE	\$ 1,740.50	\$ 1,608.00	8.24%	\$ 1,423.00	22.31%	\$ 1,423.00	22.31%
VISTA OIL	VIST	\$ 6,411.00	\$ 6,502.50	-1.41%	\$ 5,205.00	23.17%	\$ 5,205.00	23.17%
WALMART INC.	WMT	\$ 5,253.00	\$ 5,030.00	4.43%	\$ 4,811.50	9.18%	\$ 4,811.50	9.18%

(*) La primera cotización de cierre tiene fecha del 18/01/2022

Las que más subieron					
Semana		Mes		Año	
HMY	17.60%	VIST	23.17%	VIST	23.17%
GOLD	10.98%	BBD	23.14%	BBD	23.14%
BIDU	10.51%	VALE	22.31%	VALE	22.31%
PG	9.50%	T	18.01%	T	18.01%
BBD	8.82%	TSM	16.12%	TSM	16.12%

Las que más bajaron					
Semana		Mes		Año	
SHOP	-10.55%	SHOP	-29.73%	GLNT	-20.45%
AMD	-5.33%	GLNT	-20.45%	MELI	-13.27%
NVDA	-4.83%	MELI	-13.27%	NVDA	-12.00%
AMZN	-3.64%	NVDA	-12.00%	AMD	-10.18%
TSM	-3.41%	AMD	-10.18%	ERJ	-5.79%

CEDEARS					
Las que más subieron					
Semana		Mes		Año	
HMY	 17.60%	VIST	 23.17%	VIST	 23.17%
GOLD	 10.98%	BBD	 23.14%	BBD	 23.14%
BIDU	 10.51%	VALE	 22.31%	VALE	 22.31%
PG	 9.50%	T	 18.01%	T	 18.01%
BBD	 8.82%	TSM	 16.12%	TSM	 16.12%

Las que más bajaron					
Semana		Mes		Año	
SHOP	 -10.55%	SHOP	 -29.73%	GLNT	 -20.45%
AMD	 -5.33%	GLNT	 -20.45%	MELI	 -13.27%
NVDA	 -4.83%	MELI	 -13.27%	NVDA	 -12.00%
AMZN	 -3.64%	NVDA	 -12.00%	AMD	 -10.18%
TSM	 -3.41%	AMD	 -10.18%	ERJ	 -5.79%