

**MERVAL - RENDIMIENTOS**

Empresa	Ticker	Variación Semanal			Variación Mensual (MTD)		Variación 2021	
		14/1/2022	7/1/2022	%	30/12/2021	%	30/12/2021	%
Aluar	ALUA	\$ 90.90	\$ 89.90	● 1.11%	\$ 93.00	● -2.26%	\$ 93.00	● -2.26%
Bbva	BBAR	\$ 223.50	\$ 220.90	● 1.18%	\$ 224.30	● -0.36%	\$ 224.30	● -0.36%
Banco Macro	BMA	\$ 305.20	\$ 292.95	● 4.18%	\$ 287.60	● 6.12%	\$ 287.60	● 6.12%
Bolsa y Mercados Argentinos	BYMA	\$ 1,069.00	\$ 1,067.50	● 0.14%	\$ 1,040.00	● 2.79%	\$ 1,040.00	● 2.79%
Central Puerto Sa	CEPU	\$ 70.80	\$ 65.50	● 8.09%	\$ 64.60	● 9.60%	\$ 64.60	● 9.60%
Sociedad Comercial del Plata	COME	\$ 6.44	\$ 6.39	● 0.78%	\$ 6.41	● 0.47%	\$ 6.41	● 0.47%
Cresud	CRES	\$ 101.75	\$ 97.85	● 3.99%	\$ 98.35	● 3.46%	\$ 98.35	● 3.46%
Cablevisión Holging	CVH	\$ 550.00	\$ 547.50	● 0.46%	\$ 600.50	● -8.41%	\$ 600.50	● -8.41%
Edenor	EDN	\$ 52.60	\$ 54.80	● -4.01%	\$ 57.05	● -7.80%	\$ 57.05	● -7.80%
Grupo Financiero Galicia	GGAL	\$ 197.70	\$ 198.00	● -0.15%	\$ 195.35	● 1.20%	\$ 195.35	● 1.20%
Holcim	HARG	\$ 169.50	\$ 167.25	● 1.35%	\$ 171.25	● -1.02%	\$ 171.25	● -1.02%
Loma Negra	LOMA	\$ 268.40	\$ 274.60	● -2.26%	\$ 272.20	● -1.40%	\$ 272.20	● -1.40%
Mirgor	MIRG	\$ 3,609.00	\$ 3,810.00	● -5.28%	\$ 3,882.50	● -7.04%	\$ 3,882.50	● -7.04%
Pampa Energía	PAMP	\$ 161.45	\$ 162.10	● -0.40%	\$ 166.20	● -2.86%	\$ 166.20	● -2.86%
Laboratorio Richmond	RICH	\$ 229.00	\$ 231.00	● -0.87%	\$ 222.00	● 3.15%	\$ 222.00	● 3.15%
Grupo Supervielle	SUPV	\$ 80.60	\$ 82.75	● -2.60%	\$ 81.50	● -1.10%	\$ 81.50	● -1.10%
Telecom Argentina	TECO2	\$ 211.35	\$ 209.55	● 0.86%	\$ 202.30	● 4.47%	\$ 202.30	● 4.47%
Transportadora de Gas del Norte	TGNO4	\$ 88.80	\$ 91.60	● -3.06%	\$ 94.00	● -5.53%	\$ 94.00	● -5.53%
Transportadora de Gas del Sur	TGSU2	\$ 198.00	\$ 185.35	● 6.82%	\$ 181.10	● 9.33%	\$ 181.10	● 9.33%
Transener	TRAN	\$ 52.80	\$ 52.90	● -0.19%	\$ 54.10	● -2.40%	\$ 54.10	● -2.40%
Ternium Argentina	TXAR	\$ 126.00	\$ 127.75	● -1.37%	\$ 124.75	● 1.00%	\$ 124.75	● 1.00%
Banco Valores	VALO	\$ 26.20	\$ 26.50	● -1.13%	\$ 26.50	● -1.13%	\$ 26.50	● -1.13%
YPF	YPFD	\$ 897.40	\$ 834.40	● 7.55%	\$ 778.45	● 15.28%	\$ 778.45	● 15.28%

**Las que más subieron**
















Semana		Mes		Año	
CEPU	● 8.09%	YPFD	● 15.28%	YPFD	● 15.28%
YPFD	● 7.55%	CEPU	● 9.60%	CEPU	● 9.60%
TGSU2	● 6.82%	TGSU2	● 9.33%	TGSU2	● 9.33%


**Las que más bajaron**

Semana		Mes		Año	
MIRG	● -5.28%	CVH	● -8.41%	CVH	● -8.41%
EDN	● -4.01%	EDN	● -7.80%	EDN	● -7.80%
TGNO4	● -3.06%	MIRG	● -7.04%	MIRG	● -7.04%

**CEDEARS - RENDIMIENTOS**

Empresa	Ticker	Variación Semanal			Variación Mensual (MTD)		Variación 2021	
		14/1/2022	7/1/2022	%	30/12/2021	%	30/12/2021	%
APPLE INC.	AAPL	\$ 3,594.50	\$ 3,637.00	● -1.17%	\$ 3,627.00	● -0.90%	\$ 3,627.00	● -0.90%
ADVANCED MICRO DEVICES, INC.	AMD	\$ 57,022.00	\$ 56,429.00	● 1.05%	\$ 60,100.00	● -5.12%	\$ 60,100.00	● -5.12%
AMAZON.COM, INC.	AMZN	\$ 4,667.00	\$ 4,796.00	● -2.69%	\$ 4,762.50	● -2.01%	\$ 4,762.50	● -2.01%
ALIBABA	BABA	\$ 3,030.50	\$ 3,051.00	● -0.67%	\$ 2,776.00	● 9.17%	\$ 2,776.00	● 9.17%
BANCO BRADESCO S.A.	BBD	\$ 782.50	\$ 745.00	● 5.03%	\$ 691.50	● 13.16%	\$ 691.50	● 13.16%
BAIDU, INC.	BIDU	\$ 2,897.00	\$ 2,941.50	● -1.51%	\$ 2,795.00	● 3.65%	\$ 2,795.00	● 3.65%
BERKSHIRE HATHAWAY INC	BRKB	\$ 3,078.00	\$ 3,068.00	● 0.33%	\$ 2,762.00	● 11.44%	\$ 2,762.00	● 11.44%
DESPEGAR.COM, CORP.	DESP	\$ 2,054.00	\$ 2,062.00	● -0.39%	\$ 2,000.00	● 2.70%	\$ 2,000.00	● 2.70%
THE WALT DISNEY CO.	DISN	\$ 7,865.50	\$ 8,338.00	● -5.67%	\$ 7,918.50	● -0.67%	\$ 7,918.50	● -0.67%
EMBRAER	ERJ	\$ 3,307.00	\$ 3,622.50	● -8.71%	\$ 3,619.50	● -8.63%	\$ 3,619.50	● -8.63%
FACEBOOK, INC.	FB	\$ 8,639.50	\$ 8,803.00	● -1.86%	\$ 8,748.00	● -1.24%	\$ 8,748.00	● -1.24%
GLOBANT S.A.	GLNT	\$ 8,614.00	\$ 8,892.50	● -3.13%	\$ 10,686.00	● -19.39%	\$ 10,686.00	● -19.39%
BARRICK GOLD CORP	GOLD	\$ 3,892.00	\$ 3,828.50	● 1.66%	\$ 3,787.00	● 2.77%	\$ 3,787.00	● 2.77%
ALPHABET INC.	GOOGL	\$ 10,049.50	\$ 9,985.50	● 0.64%	\$ 10,218.00	● -1.65%	\$ 10,218.00	● -1.65%
HARMONY GOLD	HMY	\$ 775.50	\$ 745.50	● 4.02%	\$ 813.00	● -4.61%	\$ 813.00	● -4.61%
INTEL CORPORATION	INTC	\$ 2,314.50	\$ 2,253.00	● 2.73%	\$ 2,100.00	● 10.21%	\$ 2,100.00	● 10.21%
JOHNSON & JOHNSON	JNJ	\$ 7,011.00	\$ 7,335.00	● -4.42%	\$ 6,983.50	● 0.39%	\$ 6,983.50	● 0.39%
J.P. MORGAN & CHASE CO.	JPM	\$ 6,588.50	\$ 7,053.50	● -6.59%	\$ 6,444.00	● 2.24%	\$ 6,444.00	● 2.24%
COCA-COLA CO.	KO	\$ 2,551.50	\$ 2,559.00	● -0.29%	\$ 2,384.50	● 7.00%	\$ 2,384.50	● 7.00%
MERCADOLIBRE INC.	MELI	\$ 3,916.50	\$ 3,827.50	● 2.33%	\$ 4,562.50	● -14.16%	\$ 4,562.50	● -14.16%
MICROSOFT CORP	MSFT	\$ 6,444.50	\$ 6,661.50	● -3.26%	\$ 6,884.50	● -6.39%	\$ 6,884.50	● -6.39%
NVIDIA CORPORATION	NVDA	\$ 2,328.00	\$ 2,414.00	● -3.56%	\$ 2,517.50	● -7.53%	\$ 2,517.50	● -7.53%
PFIZER INC.	PFE	\$ 5,738.50	\$ 5,880.50	● -2.41%	\$ 5,894.50	● -2.65%	\$ 5,894.50	● -2.65%
PROCTER & GAMBLE	PG	\$ 6,674.50	\$ 6,907.50	● -3.37%	\$ 6,604.50	● 1.06%	\$ 6,604.50	● 1.06%
SHOPIFY INC	SHOP	\$ 2,095.50	\$ 2,260.50	● -7.30%	\$ 2,667.50	● -21.44%	\$ 2,667.50	● -21.44%
AT & T INC.	T	\$ 1,874.00	\$ 1,843.50	● 1.65%	\$ 1,674.00	● 11.95%	\$ 1,674.00	● 11.95%
TESLA, INC.	TSLA	\$ 14,456.50	\$ 14,624.00	● -1.15%	\$ 14,527.00	● -0.49%	\$ 14,527.00	● -0.49%
TAIWAN SEMICONDUCTOR MAN.	TSM	\$ 87,997.50	\$ 78,829.00	● 11.63%	\$ 73,201.50	● 20.21%	\$ 73,201.50	● 20.21%
TERNIUM S.A.	TXR	\$ 4,856.00	\$ 5,055.00	● -3.94%	\$ 4,330.00	● 12.15%	\$ 4,330.00	● 12.15%
VISA INC	V	\$ 7,471.50	\$ 7,666.50	● -2.54%	\$ 7,349.00	● 1.67%	\$ 7,349.00	● 1.67%
VALE S.A.	VALE	\$ 1,608.00	\$ 1,550.00	● 3.74%	\$ 1,423.00	● 13.00%	\$ 1,423.00	● 13.00%
VISTA OIL	VIST	\$ 6,502.50	\$ 6,040.00	● 7.66%	\$ 5,205.00	● 24.93%	\$ 5,205.00	● 24.93%
WALMART INC.	WMT	\$ 5,030.00	\$ 5,109.50	● -1.56%	\$ 4,811.50	● 4.54%	\$ 4,811.50	● 4.54%

Las que más subieron								
Semana			Mes			Año		
<b>TSM</b>		11.63%	<b>VIST</b>		24.93%	<b>VIST</b>		24.93%
<b>VIST</b>		7.66%	<b>TSM</b>		20.21%	<b>TSM</b>		20.21%
<b>BBD</b>		5.03%	<b>BBD</b>		13.16%	<b>BBD</b>		13.16%
<b>HMY</b>		4.02%	<b>VALE</b>		13.00%	<b>VALE</b>		13.00%
<b>VALE</b>		3.74%	<b>TXR</b>		12.15%	<b>TXR</b>		12.15%

Las que más bajaron								
Semana			Mes			Año		
<b>ERJ</b>		-8.71%	<b>SHOP</b>		-21.44%	<b>GLNT</b>		-19.39%
<b>SHOP</b>		-7.30%	<b>GLNT</b>		-19.39%	<b>MELI</b>		-14.16%
<b>JPM</b>		-6.59%	<b>MELI</b>		-14.16%	<b>ERJ</b>		-8.63%
<b>DISN</b>		-5.67%	<b>ERJ</b>		-8.63%	<b>NVDA</b>		-7.53%
<b>JNJ</b>		-4.42%	<b>NVDA</b>		-7.53%	<b>MSFT</b>		-6.39%